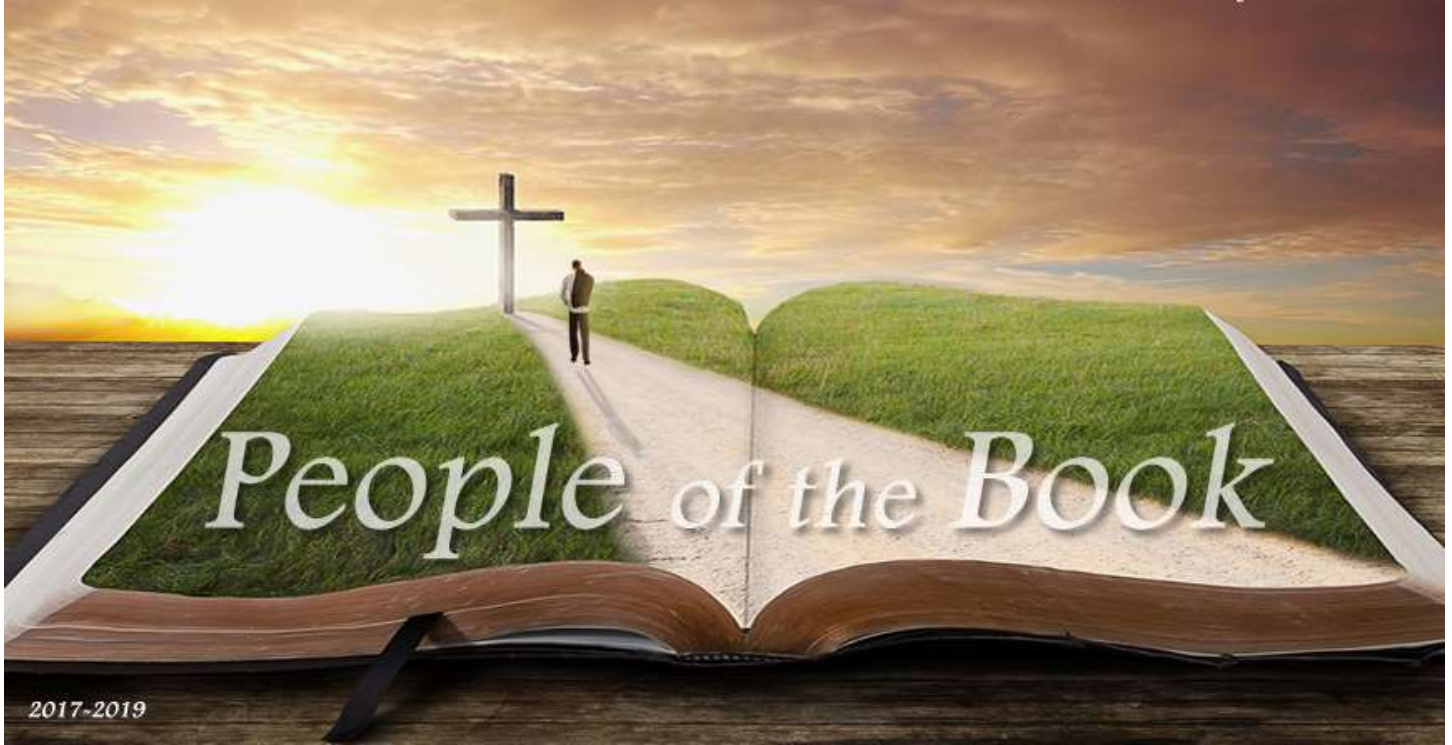


“All Scripture is given by inspiration of God, and is profitable for doctrine, for reproof, for correction, for instruction in righteousness, that the man of God may be complete, thoroughly equipped for every good work.”

(2 Timothy 3:16-17)



“People of the Book”

In the Days of the Judges

(Joshua 6-24, Judges, Ruth, 1 Samuel 1-8)

By Jonathan Perz

(Adapted from material by Stephen & Amy Russell and Bob & Sandra Waldron)

Syllabus

Date	Lesson	Text
Sunday, July 9, 2017	1: Introduction & Geography Review	
Wednesday, July 12, 2017	2: Conquest of Jericho	Joshua 5:13-7:1
Sunday, July 16, 2017	3: Defeat at Ai; Conquest of the Hill Country	Joshua 7:2-8:35
Wednesday, July 19, 2017	4: Southern and Northern Campaigns	Joshua 9-12
Sunday, July 23, 2017	5: Division of the Land	Joshua 13-19
Wednesday, July 26, 2017	6: The Land Promise is Fulfilled	Joshua 20-24
Sunday, July 30, 2017	7: Little by Little	Judges 1:1-3:6
Wednesday, August 2, 2017	REVIEW: Invasion and Conquest/Judges Overview	Joshua 5:13 – Judges 3:6
Sunday, August 6, 2017	8: Othniel, Ehud and Shamgar	Judges 3:7-31
Wednesday, August 9, 2017	9: Deborah	Judges 4:1-5:31
Sunday, August 13, 2017	10: Gideon and the Midianites	Judges 6:1-8:21
Wednesday, August 16, 2017	11: Abimelech	Judges 8:22-9:57
Sunday, August 20, 2017	12: Tola, Jair and Jephthah	Judges 10:1-12:7
Wednesday, August 23, 2017	13: Ibzan, Elon, Abdon and Samson	Judges 12:8-14:20
Sunday, August 27, 2017	14: Samson and the Philistines	Judges 15-16
Wednesday, August 30, 2017	REVIEW: Judges Othniel through Samson	Judges 3:6 – 16:31
Sunday, September 3, 2017	15: Eli and the Birth of Samuel	1 Samuel 1-4
Wednesday, September 6, 2017	16: Samuel	1 Samuel 5-8
Sunday, September 10, 2017	17: The Migration of the Danites	Judges 17-18
Wednesday, September 13, 2017	18: The Sin of the Benjamites	Judges 19-21
Sunday, September 17, 2017	19: The Story of Ruth (1)	Ruth 1-2
Wednesday, September 20, 2017	20: The Story of Ruth (2)	Ruth 3-4
Sunday, September 24, 2017	REVIEW: Samuel through Story of Ruth	Judges 17-21; 1 Sam. 1-8; Ruth 1-4
Sunday, September 27, 2017	FINAL REVIEW: Invasion & Conquest/Judges and Transition to "Give us King (Part 1)"	

Chapter Content: Invasion and Conquest of the Land & The Judges

As you read through the Bible, take a moment to make a brief content note of what you read in each chapter.

The Book of Joshua

6. _____
7. _____
8. _____
9. _____
10. _____
11. _____
12. _____
13. _____
14. _____
15. _____
16. _____
17. _____
18. _____
19. _____
20. _____
21. _____
22. _____
23. _____
24. _____

The Book of Judges

1. _____
2. _____

3. _____
4. _____
5. _____
6. _____
7. _____
8. _____
9. _____
10. _____
11. _____
12. _____
13. _____
14. _____
15. _____
16. _____
17. _____
18. _____
19. _____
20. _____
21. _____

The Book of Ruth

1. _____
2. _____
3. _____
4. _____

The Book of 1 Samuel

1. _____
2. _____
3. _____
4. _____
5. _____
6. _____
7. _____
8. _____

Outline of Invasion and Conquest of the Land & The Judges

7. Invasion and Conquest of the Land (Joshua 6-24)

- A. Conquest of the Land (5:13-12:24)
 - 1. Conquest of the Central Hill Country (5:13-8:35)
 - a. The Prince of Jehovah's Army (5:13-6:5)
 - b. The Battle for Jericho (6:6-27)
 - c. The sin of Achan (7:1-26)
 - d. The Defeat of Ai (8:1-29)
 - e. Israel Stakes Her Claim to the Land (8:30-35)
 - 2. The Southern Campaign (9:1-10:43)
 - a. The Deception of the Gibeonites (9:1-27)
 - b. Battle with the Kings of the South (10:1-43)
 - 3. The Northern Campaign (11:1-15)
 - 4. A Summary of Victories (11:16-12:24)
 - a. Portions of the Trans-Jordanic Tribes (13:8-33)
 - b. Judah's Territory (14:6-15:63)
 - 1) Caleb's Request (14:6-15)
 - 2) Portion of Judah (15:1-63)
 - c. Portion for Joseph's Descendants (16:1-17:18)
 - d. The Remaining Tribes (18:1-19:51)
 - 1) The Land is Surveyed (18:1-10)
 - 2) Benjamin's Territory (18:11-28)
 - 3) Simeon's Territory (19:1-9)
 - 4) Zebulun's Territory (19:10-16)
 - 5) Issachar's Territory (19:17-23)
 - 6) Asher's Territory (19:24-31)
 - 7) Naphtali's Territory (19:32-39)
 - 8) Dan's Territory (19:40-48)
 - 9) Joshua's Inheritance (19:49-51)
 - e. Inheritance for the Levites (20:1-21:42)
 - 1) Cities of Refuge (20:1-9)
 - 2) Cities of the Levites (21:1-42)
 - a) Cities of the Kohathites (21:4-5, 8-19, 20-26)
 - b) Cities of the Gershonites (21:6, 27-33)
 - c) Cities of the Merarites (21:7, 34-40)
 - d) Summary of the Cities of the Levites (21:41-42)
 - f. The Trans-Jordanic Tribes Return Home (22:1-34)
 - g. The Land Promise is Fulfilled (21:43-45; 21:1-24:33)
 - 1) Fulfillment of the Lord's Promise (21:43-45)
 - 2) Joshua's Charge to the Leaders of Israel (23:1-16)
 - 3) Joshua's Parting Charge to all Israel (24:1-28)
 - 4) Death of Joshua (24:29-31)
 - 5) The Bones of Joseph are Buried (24:32-33)
 - 6) Eleazar Dies (24:33)

8. The Judges (Judges 1-21; Ruth 1-4; 1 Samuel 1-8)

- A. Little by Little (1:1-3:6)
 - 1. The Exploits of Judah and Her Allies (1:1-21)
 - 2. The Exploits of the Other Tribes (1:22-36)
- B. Overview of the Period of the Judges (2:1-3:6)
 - 1. The Visit from the Angel of Jehovah (2:1-5)
 - 2. An Inspired Overview (2:6-3:6)
- C. The Early Judges (3:7-9:57)
 - 1. Othniel and the Oppression of Cushan-rishathaim (3:7-11)
 - 2. Ehud and the Oppression of Eglon and the Moabites (3:12-30)
 - 3. Shamgar and the Philistines (3:31)
 - 4. Deborah and the Canaanites (4:1-5:31)
 - 5. Gideon and the Midianites (6:1-8:35)
 - 6. Abimelech - A Wicked Self-Appointed Leader (9:1-57)
- D. The Later Judges (Judges 10:1-16:31; 1 Samuel 1:1-8:22)
 - A. Tola (Judg. 10:1-2)
 - 1. Jair (Judg. 10:3-5)
 - 2. Jephthah and the Ammonites (Judg. 10:6-12:7)
 - 3. Ibzan (Judg. 12:8-10)
 - 4. Elon (Judg. 12:11-12) F. Abdon (Judg. 12:13-15)
 - 5. Samson (Judg. 13-16)
 - 6. Eli and Samuel (1 Sam. 1:1-7:17)
 - a. Hannah Prays for a Child (1 Sam. 1:1-20)
 - b. Samuel is Given to God (1 Sam. 1:21-28; 2:1-11, 18-21, 26)
 - c. The Wickedness of Eli's Sons (1 Sam. 2:12-17, 22-36)
 - d. God Calls Samuel as a Prophet (1 Sam. 3:1-21)
 - e. The Ark of God is Captured (1 Sam. 4:1-22)
 - f. The Ark of God in Philistine Territory (1 Sam. 5:1-7:2a)
 - g. The People Repent and God Gives Them Victory (1 Sam. 7:2-17)
 - 7. The People Ask for a King (1 Sam. 8:1-22)
- E. Appendices to the Period of the Judges (Judg. 17:1-21:25; Ruth 1-4)
 - 1. The Migration of the Danites (Judg. 17:1-18:31)
 - a. Micah and his Idol (17:1-13)
 - b. The Danites Seek a New Home (18:1-31)
 - 2. The Sin of the Men of Benjamin (Judg. 19:1-21:25)
 - a. The Levite and his Concubine (19:1-30)
 - b. All Israel Responds to the Crime (20:1-48)
 - c. Restoration of the Tribe of Benjamin (21:1-25)
 - 3. The Story of Ruth (Ruth 1-4)
 - a. Elimelech Moves his Family to Moab (1:1-5)
 - b. Naomi Determines to Return to Bethlehem (1:6-22)
 - c. Ruth Gleans in the Field of Boaz (2:1-23)
 - d. Ruth Asks Boaz to do the Part of the Near Kinsman (3:1-18)
 - e. Boaz Arranges to Marry Ruth (4:1-12)
 - f. Boaz Marries Ruth (4:13-17)
 - g. The Generations of Perez (4:18-22)

Outline primarily derived from Bob & Sandra Waldron's book *In the Days of the Judges*

MAP: Physical Features of Palestine

Label this map as you proceed through the study to gain a better sense of time and place in scripture.



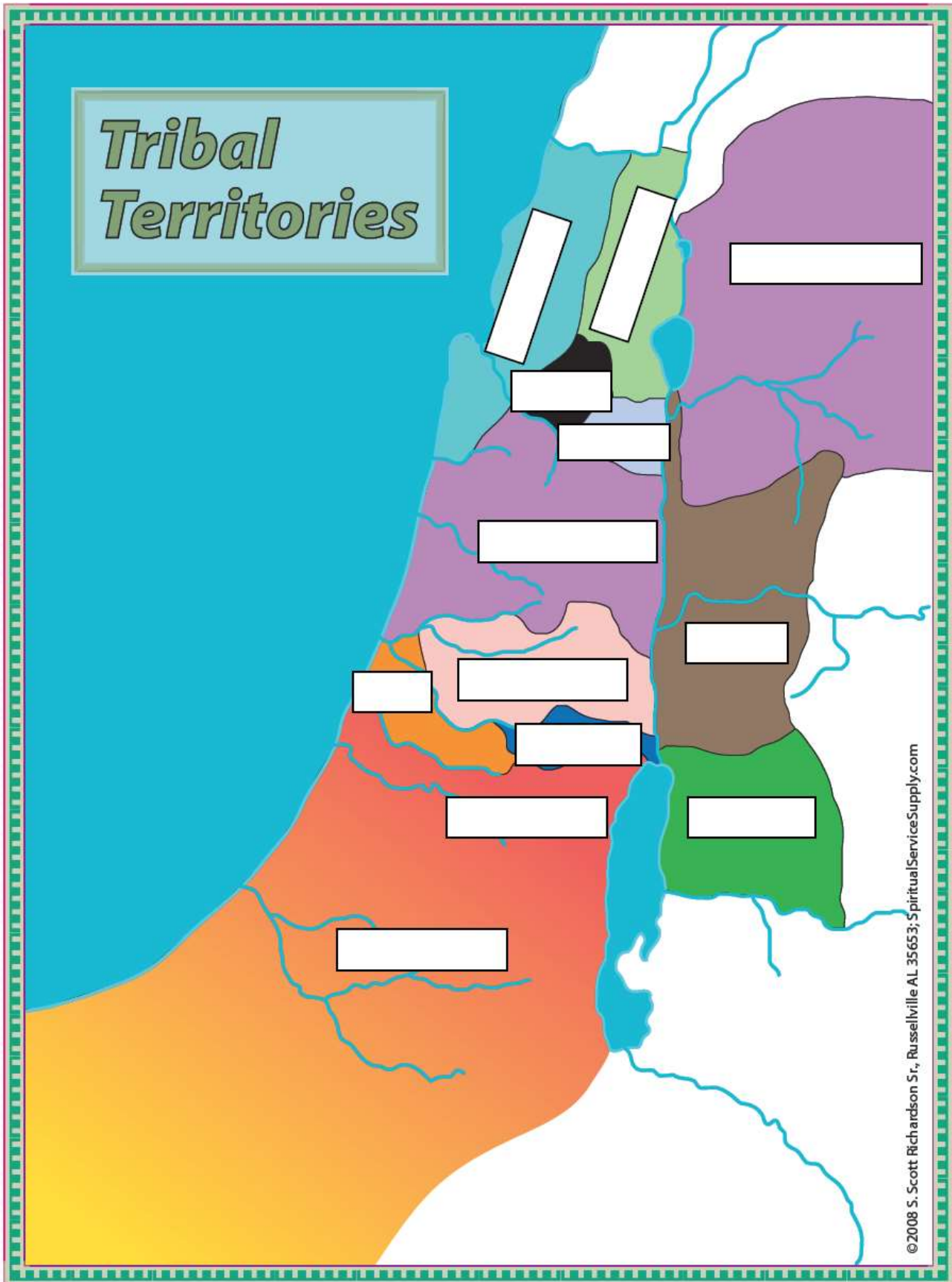
MAP: Conquest of the Land

Label this map as you proceed through the study to gain a better sense of time and place in scripture.



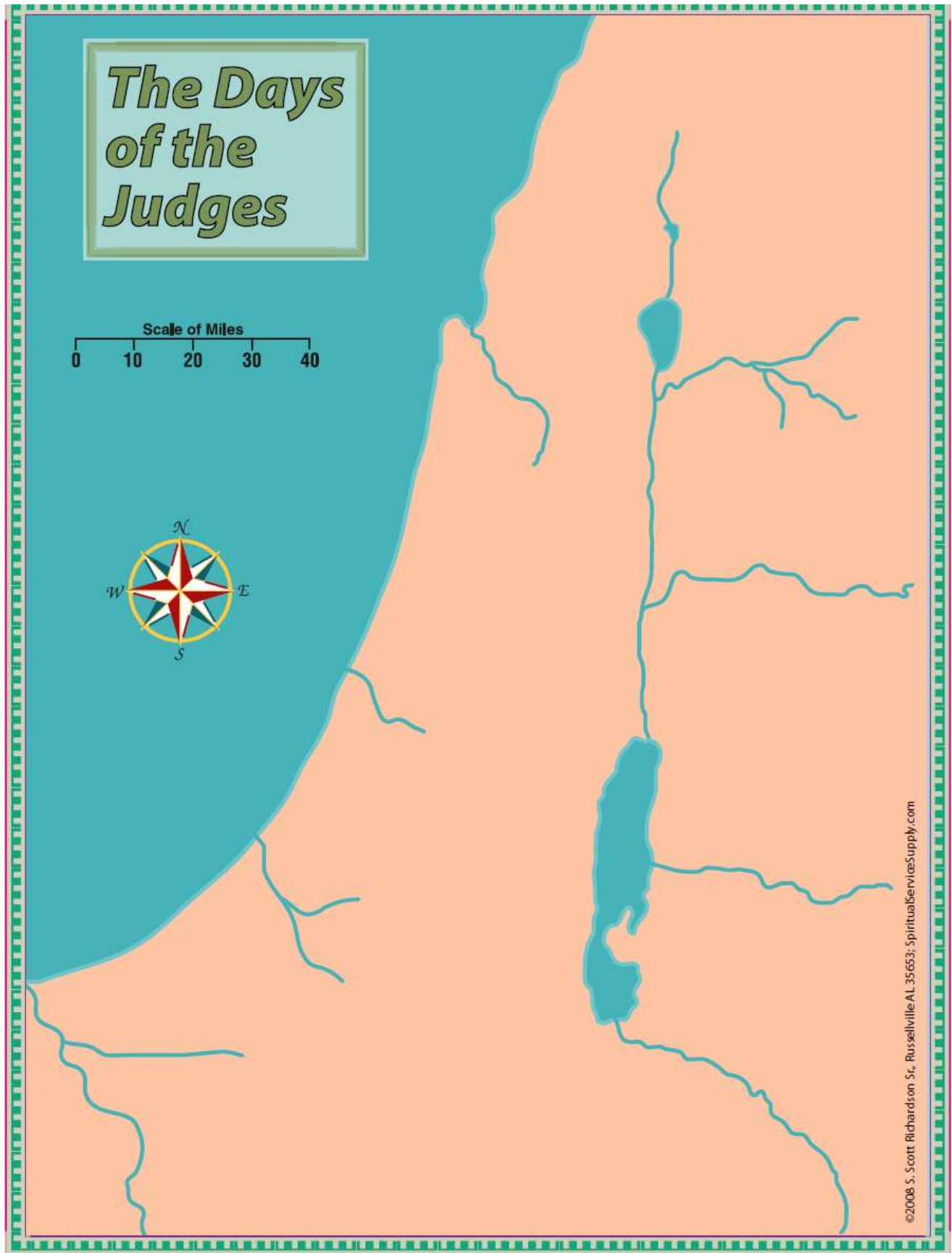
MAP: Tribal Territories

Label this map as you proceed through the study to gain a better sense of time and place in scripture.



MAP: The Days of the Judges

Label this map as you proceed through the study to gain a better sense of time and place in scripture.



Lesson 1: The Geography of Canaan

Objectives:

- Become familiar with the physical features of the land of Canaan.
- Memorize the parallel geographic zones and the boundaries of the land.

Map Activity:

Label the following the map on page 6. Use the completed map on page 51 as a guide.

PARALLEL ZONES

- Coastal Plain
- Hill Country
- Jordan Valley
- Trans-Jordan Plateau

BOUNDARIES

- Mediterranean Sea
- Arabian Desert
- Mr. Lebanon and Mt. Hermon
- Negeb

MOUNTAINS

- Mt. Carmel
- Mt. Gilboa
- Mt. Ebal
- Mt. Gerazim

BODIES OF WATER

- Leontes River
- Jordan River
- Lake Huleh
- Sea of Galilee
- Dead Sea
- Yarmuk River
- Jabbok River
- Arnon River
- Zered River

FEATURES OF THE COASTAL PLAIN

- Valley of Jezreel
- Phoenicia
- Sharon
- Philistia

SECTIONS OF HILL COUNTRY

- Galilee
- Hill Country of Ephraim
- Hill Country of Judah

DIVISIONS OF TRANS-JORDAN PLATEAU

- Bashan
- Gilead
- Moab
- Edom

TRADE ROUTES

- Way of the Sea
- Way of Shur
- King's Highway

Be Ready to Discuss:

How can familiarity with the land of Canaan enhance our overall understanding of the text. Strive to connect these lands to New Testament locations.

Lesson 2: The Conquest of Jericho

Text: Joshua 5:13-7:1

Objectives:

- Discuss God's selection of Joshua as Moses' successor and how He showed His approval of Joshua
- Follow the progress of the Israelites' conquest of the promised land
- Relate the details of the conquest of Jericho

Questions:

1. Describe Joshua's meeting with the Lord as Israel prepared to attack Jericho. In what other ways had God shown his approval of Joshua as a replacement for Moses?
2. What instructions did God give for taking Jericho?
3. Why were the Israelites instructed to take no spoils from Jericho? What would be the result if they did? What happened to the silver and gold objects? What was done with the rest of the city?
4. **RESEARCH QUESTION:** What happened to Rahab after she was rescued from Jericho? (see Matt. 1:5-6)
5. What curse did Joshua pronounce upon Jericho? **RESEARCH QUESTION:** How was this prophecy fulfilled? (1 Kings 16:34)

Map Activity:

Label the following on *The Conquest of the Land* map (p. 7):

- Gilgal (in the Jordan Valley)
- Jericho

Be Ready to Discuss:

What really made Jericho fall and saved Rahab (Heb. 11:30-31)?
What might we accomplish by the same means?

Lesson 3: Defeat at Ai & Conquest of the Central Hill Country

Text: Joshua 7:2-8:35

Objectives:

- Follow the progress of the Israelites' conquest of the promised land
- Relate the details of Achan's sin and its impact on the Israelites
- Describe the ceremony that took place at Shechem and its significance

Questions:

1. What report did the spies give when they returned from Ai? What did Joshua do because of this report?

2. What was the outcome of the battle?

3. How did Joshua discover that someone in Israel had taken spoils from Jericho? How was the guilty man found?

4. What was Achan's punishment?

5. What was Joshua's strategy for the second attack on Ai? What was the outcome?

6. What great event occurred at Shechem? **RESEARCH QUESTION:** What was the significance of this place? (Gen. 12:6-7)

Map Activity:

Label the following on *The Conquest of the Land* map (p. 7):

- Ai
- Bethel
- Shechem
- Gilgal (possible location in the Hill Country)

Be Ready to Discuss:

Compare the story of Achan to the story of Ananias and Saphira (Acts 5:1-11). What do lessons such as these teach us?

Lesson 4: Southern and Northern Campaigns

Text: Joshua 9-12

Objectives:

- Follow the progress of the Israelites' conquest of the promised land
- Explain the deception of the Gibeonites and its results

Questions:

1. How did the Gibeonites trick Joshua into making a treaty with them? What motivated the Gibeonites to deceive Joshua?

2. What instructions had God given about making treaties? (Deut. 20:10-18) What error did Joshua and the elders of Israel make in the case of the Gibeonites?

3. When Joshua found out about their deception, what curse did he put on the Gibeonites?

4. Why did the kings of the Amorites plan to attack Gibeon?

5. In what three ways did God aid the Israelites in their defeat of the Amorites?

6. **THOUGHT QUESTION:** Why did God command Joshua to destroy the chariots and cripple the horses of their defeated enemies?

Map Activity:

Label the following on *The Conquest of the Land* map (p. 7):

- Gibeon
- Jerusalem
- Hebron
- Eglon
- Hazor

Be Ready to Discuss:

How important is to involve the Lord in all our plans? How can we do this? Suggest some New Testament passages that illustrate this.

4. What request did Caleb make? What was he given and why? **CHRONOLOGY:** How old was Caleb when he went into Canaan as a spy? How many years passed from the beginning of the conquest to the division of the land?
5. What was Joshua's answer to Ephraim's complaint about the size of their portion?
6. Why did Joshua admonish seven of the tribes after the land was conquered? What solution was found for the problem?

Map Activity:

As you read Joshua 13-19, label each tribe's portion on the *Tribal Territories* map (p. 8). Use the map on page 52 as a reference.

Be Ready to Discuss:

In what way is the land promise still alive today for disciples of Jesus Christ (Heb. 3-4)? How is our land conquered?

Lesson 6: The Land Promise is Fulfilled

Text: Joshua 20-24

Objectives:

- Note the fulfillment of the land promise and the significance of the fact that the children of Israel inherited everything God promised to Abraham
- Compare the extent of the land God gave the Israelites with the portion he promised to Abraham
- Locate and memorize the location of each tribe's portion in the promised land
- Note the purpose and location of the cities of refuge
- Summarize Joshua's final admonitions to the children of Israel

Questions:

1. What was the purpose of the cities of refuge?

2. What inheritance were the Levites given? Where was it located?

3. What misunderstanding arose when the soldiers of Reuben, Gad, and half the tribe of Manasseh returned to their homes east of the Jordan? How was peace restored among the tribes?

4. What statement is made in Joshua 21:43-45 regarding the promises made to Abraham and the land given to the children of Israel?

5. What warning did Joshua give the leaders of Israel before he died?

6. What covenant did Joshua make with the children of Israel?

Map Activity:

Label and/or underline the six cities of refuge on the *Tribal Territories* map (p. 8). Use the map on page 52 as a reference.:

- Kadesh
- Shechem
- Hebron
- Golan
- Romath-gilead
- Bezer

Be Ready to Discuss:

In what ways have Christians fled for refuge (Heb. 6:18)? How are Joshua's final words to the Israel desperately needed today?

Lesson 7: Little by Little

Text: Judges 1:1-3:6

Objectives:

- Note the failure of the Israelites to clear the land of its inhabitants and the results of their failure
- Memorize the cycle of the period of the Judges as described in Judges 2:11-19

Questions:

1. As the book of Judges opens, has Israel completed the task of driving out all the Canaanite tribes? Why? (see Deut. 7:20-24; Judg. 2:20-3:4) What was the danger of their not completing this task? (Josh. 23:12-13)

2. Who were the Kenites? Why were they living among the Israelites? (Num. 10:29-32) Where did most of them settle?

3. Which tribe(s) were most successful in their attempts at complete conquest? Explain.

4. In the areas where they failed to drive out the inhabitants, what did the Israelites do with the Canaanites who lived in their land? In engaging in this practice were the Israelites obedient to God?

5. What punishment did the angel of the Lord pronounce upon Israel for their failure to completely drive out the Canaanites? What was the reaction of the Israelites?

6. Describe the recurring cycle of events of the period of the Judges.

Be Ready to Discuss:

Compare 2 Corinthians 6:14 and John 17:14-19 in light of the Israelites failures in this lesson. What might we learn?

Review: Invasion and Conquest/Judges Overview

Text: Joshua 5:13 - Judges 3:6

Objectives:

- Recount the major events that took place during the period of the *Invasion and Conquest of the Land*
- Introduce the next major time period, *The Judges*, by way of a general overview of the period

Memory Work: The Names of the Judges

Questions:

1. Recount the major events that took place during the *Invasion and Conquest of the Land* period and document them in the 17 Periods Reference Card Set.

2. Recount the key characters that we were introduced to during the *Invasion and Conquest of the Land* period and document them in the 17 Periods Reference Card Set.

3. Recount any major places we were introduced to during the *Invasion and Conquest of the Land* period and document them in the 17 Periods Reference Card Set.

4. Cite a few major lessons learned from this period that will help advance your faith in God.

5. Summarize the period of *The Judges* and how we transition from the previous period.

Lesson 8: Othniel, Ehud and Shamgar

Text: Judges 3:7-31

Objectives:

- Memorize the names of the Judges. Identify the main enemies of Israel during each judge's leadership
- Relate the main events in which Othniel, Ehud, and Shamgar played a role

Memory Work: The Names of the Judges

Questions:

1. Why did God allow the king of Mesopotamia to oppress the Israelites? Who delivered Israel from this oppression?
2. What nations oppressed Israel before God sent Ehud to deliver Israel? What led to this oppression?
3. How did Ehud deliver the Israelites?
4. What nation was the enemy of Shamgar? What amazing feat did he accomplish?

Map Activity:

Label the following on *The Days of the Judges* map (p. 9):

- The direction of Mesopotamia
- The territory of the Moabites
- The territory of the Ammonites
- The territory of the Amalekites
- The territory of the Philistines

Be Ready to Discuss:

How are disciples of Christ under a Judge today? By what standard shall we be measured?

Lesson 9: Deborah

Text: Judges 4:1-5:31

Objectives:

- Memorize the names of the Judges. Identify the main enemies of Israel during each judge's leadership
- Relate the main events in which Deborah played a role

Questions:

1. Identify the following people:
 - Jabin

 - Sisera

 - Deborah

 - Barak

2. What promise did God make when He call Barak to lead Israel's army against the Canaanites? From what tribes was he told to raise his army?

3. What prophecy did Deborah make when Barak insisted that she accompany him to the battle? How was this prophecy fulfilled?

Map Activity:

Label the following on *The Days of the Judges* map (p. 9):

- Hazor
- Ramah
- Bethel
- Mt. Tabor
- Kishon River
- Kedesh-naphtali

Be Ready to Discuss:

What powerful lessons might disciples glean from the example of Deborah and Barak (Heb. 11:32)?

Lesson 10: Gideon and the Midianites

Text: Judges 6:1-8:21

Objectives:

- Memorize the names of the Judges. Identify the main enemies of Israel during each judge’s leadership
- Relate the main events in which Gideon played a role

Questions:

1. Describe the Midianites’ oppression of Israel and its effect on the Israelites.

2. When God called Gideon, what were Gideon’s initial excuses? What assurances did God give him?

3. What was Gideon’s first “mission”? What was the reaction of his neighbors? How did Gideon’s father convince the men not to kill Gideon?

4. What signs did Gideon ask for (and receive) as he prepared to meet the Midianites in battle?

5. Why did God reduce the size of Gideon’s army? What were the “weapons” Gideon’s small force used against Midian?

6. Describe the army that Gideon faced? What additional assurance did God give of Gideon’s victory?

7. How did God give Gideon the victory?

8. What problems arose from other Israelites as Gideon attempted to finish off the Midianites? How did Gideon deal with each of these?

Map Activity:

Label the following on *The Days of the Judges* map (p. 9):

- The territory of the Midianites
- Ophrah
- Succoth
- Penuel
- Jogbehah

Be Ready to Discuss:

What lessons might we as disciples learn from the example of Gideon (Heb. 11:32)?

Lesson 11: Abimelech

Text: Judges 8:22-9:57

Objectives:

- Memorize the names of the Judges. Identify the main enemies of Israel during each judge’s leadership
- Relate the main events in which Abimelech played a role. Recognize Abimelech as a usurper, rather than a leader appointed by God

Questions:

1. What request did the Israelites make of Gideon after his victory over the Midianites? What was his response?

2. What did Gideon do that became a stumbling block (snare) to him and his family and led to Israel’s further unfaithfulness?

3. What sins did Israel become guilty of following the death of Gideon?

4. How did Abimelech become a prince over Israel? What caused the men of Shechem to turn against Abimelech?

5. What was the outcome of Abimelech’s quarrel with the men of Shechem? What happened to Abimelech?

Be Ready to Discuss:

How lessons might we as disciples learn from the rule of Abimelech over Israel?

4. Why was Jephthah reluctant to lead the people of Gilead against the Ammonites? Why did they choose Jephthah? How did they convince him to lead them in battle?

5. What was Jephthah's argument to the king of the Ammonites regarding ownership of the land east of the Jordan? What was the outcome of the battle with the Ammonites?

6. Study the follow passages: Lev. 27 (note especially verses 3-8 and 28-29); Lev. 5:4-6; Deut. 18:9-13. Draw some conclusions about Jephthah's vow?

7. What problem arose among the tribes of Israel when Jephthah's war with the Ammonites was over? What tactic did Jephthah's men use when the Ephraimites fled from them?

Map Activity:

Label the following on *The Days of the Judges* map (p. 9):

- Mizpah
- Tob
- Gilead (see map on page 47)

Be Ready to Discuss:

What lessons might we as disciples learn from Tola, Jair and Jephthah (Heb. 11:32)?

Lesson 13: Ibzan, Elon, Abdon & Samson

Text: Judges 12:8-14:20

Objectives:

- Memorize the names of the Judges. Identify the main enemies of Israel during each judge's leadership
- Relate the main events in which Ibzan, Elon, Abdon and Samson played a role

Questions:

1. What information is given about Ibzan, Elon, and Abdon?
2. At the time of Samson's birth, what nation was oppressing Israel? Why?
3. What instructions did the angel give to Manoah's wife about the child he promised her she would have? What task was given to the child? What concern did Manoah have when he heard this news?
4. What was the occasion of Samson's first recorded feat of strength?
5. How did Samson provide clothes for the Philistine men when they guessed his riddle?

Map Activity:

Label the following on *The Days of the Judges* map (p. 9):

- Zorah
- Timnah
- Ashkelon

Be Ready to Discuss:

What lessons might a disciple learn from the examples of Ibzan, Elon, Abdon and Samson?

Lesson 14: Samson and the Philistines

Text: Judges 15-16

Objectives:

- Memorize the names of the Judges. Identify the main enemies of Israel during each judge's leadership
- Relate the main events in which Samson played a role

Questions:

1. Why did Samson destroy the Philistines' grain? What further difficulty did the lead to?
2. What circumstances led to Samson's slaughter of 1000 Philistines at Lehi?
3. How did Samson escape the Philistines who hoped to capture him when he visited a harlot in Gaza?
4. **RESEARCH QUESTION:** How much silver would Delilah receive from the Philistine lords? (see Josh. 13:3; 1 Sam. 6:4) To what lengths did she go to receive this reward? What did her agreement with the Philistines cost Samson?
5. Read Hebrews 11:32. Considering the facts about Samson related in Judges 13-16, what qualifies him to be included in this list of faithful men and women?

Map Activity:

Label the following on *The Days of the Judges* map (p. 9):

- Gaza
- Valley of Sorek

Be Ready to Discuss:

What powerful lessons might a disciple learn from the example of Samson?

Review: Judges - Othniel through Samson

Text: Judges 3:6–16:31

Objectives:

- Recount the major events that took place during the period of *The Judges* thus far
- Add your knowledge to your 17 Periods Reference Card Set

Memory Work: The Names of the Judges

Questions:

1. Recount the major events that took place thus far during *The Judges* period and document them in the 17 Periods Reference Card Set.

2. Recount the key characters that we were introduced to thus far during *The Judges* period and document them in the 17 Periods Reference Card Set.

3. Recount any major places we were introduced to thus far during *The Judges* period and document them in the 17 Periods Reference Card Set.

4. Cite a few major lessons learned from this period thus far that will help advance your faith in God.

5. Connect each judge studied thus far to the problems they faced during their leadership in Israel.

5. What was the first message Samuel had to deliver as a prophet of God? What was Eli's response to the message? What new strategy did the Israelites adopt when they were defeated by the Philistines? Why was this a mistake on their part?

6. What was the fear of the Philistines when they heard cheering in the Israelite camp?

7. What were the results of the second day of battle between the Israelites and the Philistines?

8. What was the significance of the name Phinehas' wife gave to her son?

Map Activity:

Label the following on *The Days of the Judges* map (p. 9):

- Shiloh
- Ramah
- Aphek

Be Ready to Discuss:

How does the New Testament speak of Samuel? What lessons might we learn from his example?

Lesson 16: Samuel

Text: 1 Samuel 5-8

Objectives:

- Memorize the names of the Judges. Identify the main enemies of Israel during each judge’s leadership
- Relate the main events in the story of Samuel’s birth and childhood
- Explain the circumstances through which Israel became a monarchy. Note 1 Samuel 8 as the end of the period of *The Judges*

Questions:

1. What happened when the Philistines brought the ark of the covenant to the temple of Dagon? What realization caused the Philistines to return the ark to Israel?
2. How did the Philistines hope to appease “the God of Israel” when they returned the ark?
3. How long did the ark remain in Philistine territory? What was the reaction of the people of Bethshemesh when the ark was returned? Why were some of them struck dead? What was their response to this event?
4. Describe the repentance of Israel during the days of Samuel. What were the results of their repentance?

Lesson 17: The Migration of the Danites

Text: Judges 17-18

Objectives:

- Recognize the events of Judges 17-21 and Ruth 1-4 as events that occurred during the period of *The Judges*
- Note the historical events related to the migration of the Danites, as well as the information these events provide about the spiritual condition of Israel in the days of *The Judges*

Questions:

1. Describe Micah's religious activities that were contrary to the law of Moses.
2. What was the spiritual condition of Israel as evidenced by Micah and Levite's actions?
3. **RESEARCH QUESTION:** Note the locations of Dan's inheritance, Ephraim's inheritance, and the city of Laish (Dan). Read Joshua 19:47 and Judges 1:34; how do these passages fit in with the story of the Danites in Judges 18? Why were some of the Danites forced to move from their inheritance?
4. What did the Danites do that angered Micah? What did they do with the idols and ephod they took from Micah?

Be Ready to Discuss:

What typically happens in the absence of spiritual leadership among the Israelites? What can we learn from this in our lives?

5. What was the final outcome of the battle? What caused the Israelites to regret this result?

6. How were wives provided for the surviving Benjamites?

7. **CHRONOLOGY:** At what point in the period of the Judges does this story likely occur? (see Judges 20:28; Josh. 22:30; Num. 25:7-13) Explain what led you to this conclusion.

Map Activity:

Label the following on *The Days of the Judges* map (p. 9):

- Bethlehem
- Jerusalem
- Gibeah

Be Ready to Discuss:

What king would rise from Benjamin? What significant New Testament character was from the tribe of Benjamin? What might we learn from this example?

Lesson 19: The Story of Ruth (1)

Text: Ruth 1-2

Objectives:

- Recognize the events of Judges 17-21 and Ruth 1-4 as events that occurred during the period of *The Judges*
- Relate the events found in the book of Ruth and identify Ruth and Boaz as ancestors of David and of Jesus

Questions:

1. How did Ruth come to marry an Israelite?
2. Why did Naomi encourage her daughters-in-law to return to their parents?
3. What action did Ruth take to provide food for Naomi and herself? What had Boaz heard of Ruth and what was his reaction to it?
4. What did Boaz do that went beyond what the law required for providing for the poor of Israel? (see Lev. 19:9-10)

Map Activity:

Note the following on *The Days of the Judges* map (p. 9):

- Bethlehem
- The territory of Moab

Be Ready to Discuss:

What lessons can we, as disciples, learn from the faith of Ruth and Boaz?

Lesson 20: The Story of Ruth (2)

Text: Ruth 3-4

Objectives:

- Recognize the events of Judges 17-21 and Ruth 1-4 as events that occurred during the period of *The Judges*
- Relate the events found in the book of Ruth and identify Ruth and Boaz as ancestors of David and of Jesus
- Memorize the genealogy from Judah to David

Questions:

1. For what purpose did Naomi advise Ruth to visit Boaz during the time threshing barley? What was the result of her visit?
2. What was the duty of the “near kinsman” in the case of Ruth? (Deut. 25:5-10)
3. Why did the nearest relative refuse to marry Ruth and buy Elimelech’s land from Naomi?
4. What is the significance of the story of Ruth and Boaz in the Bible story?

Activity: Draw the lineage from Judah to David, connecting Ruth and Boaz to Jesus.

Be Ready to Discuss:

Why is the book of Ruth an important story in the canon of Scripture?

Review: Judges – Samuel through the Story of Ruth

Text: Judges 3:6–16:31

Objectives:

- Recount the major events that took place during the period of *The Judges* thus far
- Add your knowledge to your 17 Periods Reference Card Set

Memory Work: The Names of the Judges

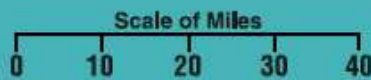
Questions:

1. Recount the major events that took place thus far during *The Judges* period and document them in the 17 Periods Reference Card Set.
2. Recount the key characters that we were introduced to thus far during *The Judges* period and document them in the 17 Periods Reference Card Set.
3. Recount any major places we were introduced to thus far during *The Judges* period and document them in the 17 Periods Reference Card Set.
4. Cite a few major lessons learned from this period thus far that will help advance your faith in God.
5. Connect each judge studied thus far to the problems they faced during their leadership in Israel and their role in the overall story of the Bible.

Physical Features of Palestine

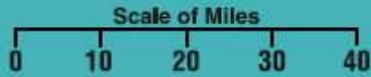
Mediterranean Sea

- I. Coastal Plain
- II. Hill Country
- III. Jordan Valley
- IV. Trans-jordan Plateau



©2009 S. Scott Richardson Sr., Russellville AL

Tribal Territories

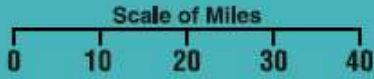


Mediterranean Sea



©2009 S. Scott Richardson Sr., Russellville AL

The Days of the Judges



Mediterranean Sea

